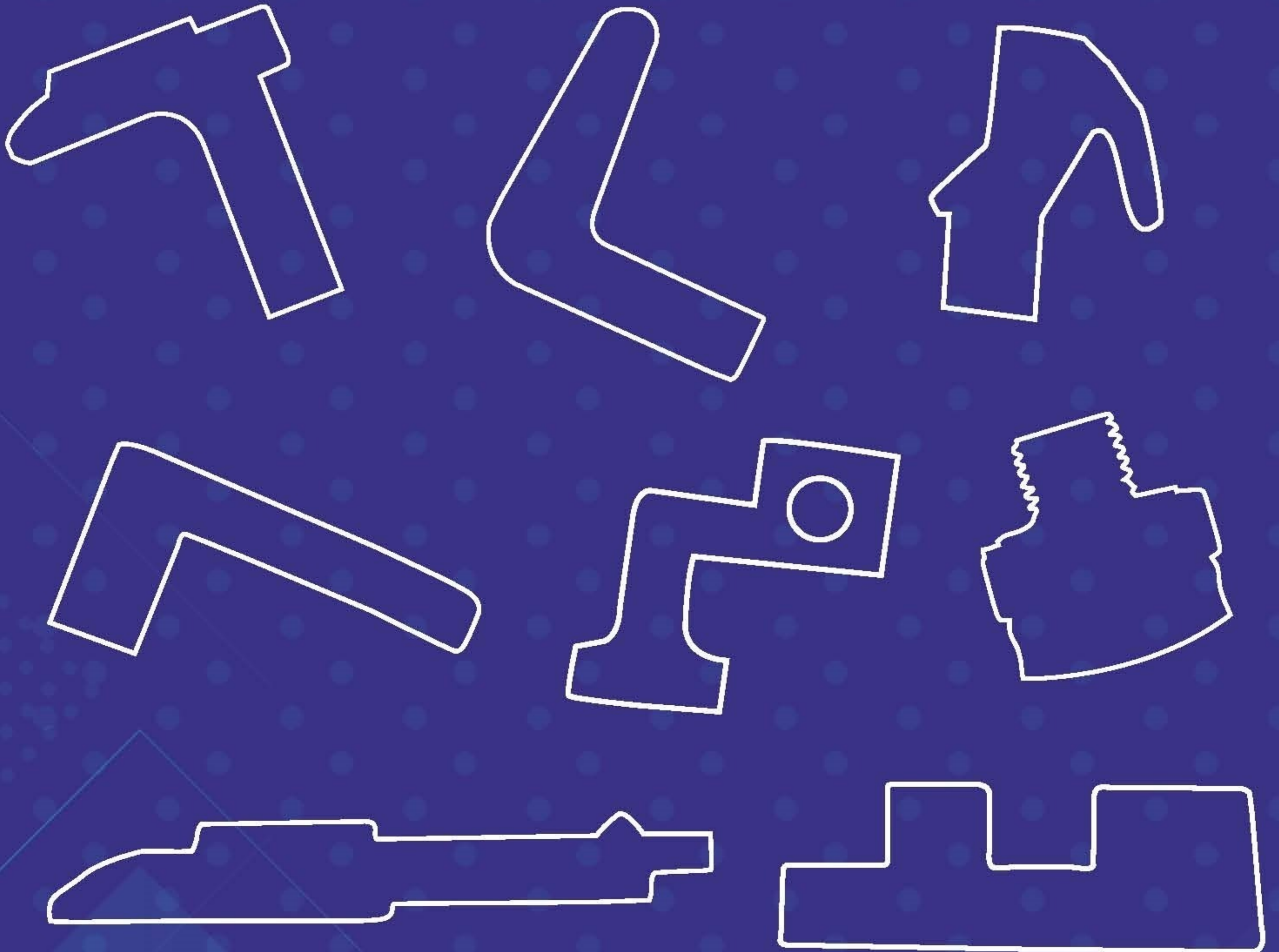



LOCOMOTIVE ELECTRICAL CONTACTS



EMD 8409388 - (AgCdO tip)




EMD 9536539 - (AgW tip)

EMD 8409389 - (AgCdO tip)



EMD 9536540 - (AgW tip)

EMD 8251207 - (AgCdO tip)



EMD 8209971 - (AgW tip)

EMD 8251206 - (AgCdO tip)




EMD 8209964 - (AgW tip)

EMD 40009951
(round tip)




EMD 8102509
(square tip)

EMD 8102510-8330350



EMD 8102509



EMD 8262194 (Flat tip)
EMD 9564547 (Radius Tip)




EMD 8260102



EMD 8261218



EMD 8468981

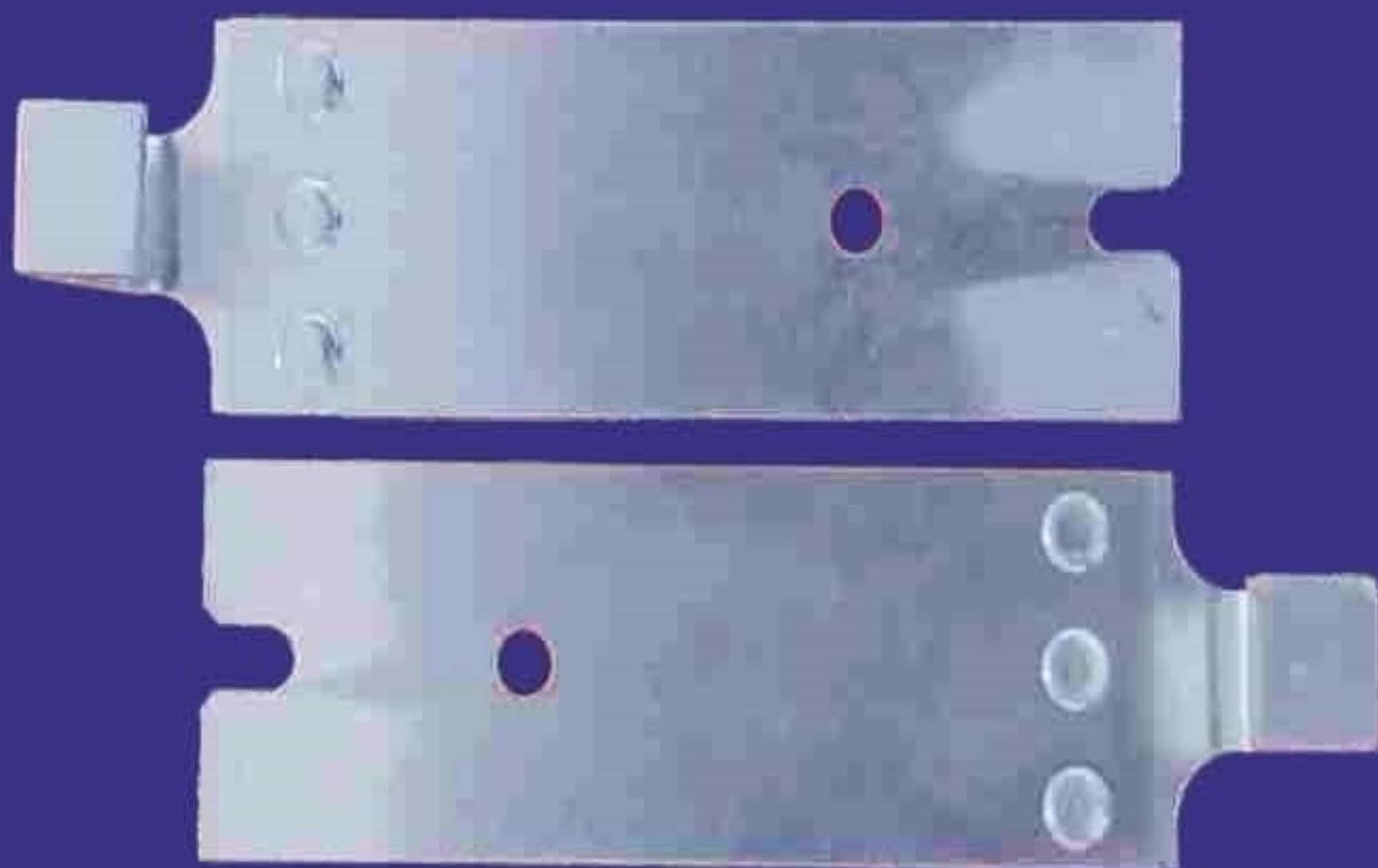


EMD 8424739




EMD 7424739

EMD 8407132




EMD 8436607



EMD 8339361



EMD 8339355



Cutler Hammer Eaton

6-45-2 : 325 AMPS - 3 POLE




6-43-7 : 150 AMPS - 2 POLE

6-43-8 : 150 AMPS - 3 POLE



GE 8867977P1/2




GE 3X6659




GE 6712788P1




GE 482A946G1




GE 9960190G7



GE 3X6660



GE 8807882G1



GE 259A5663G1

